

FLORIUS
fresh & colourful

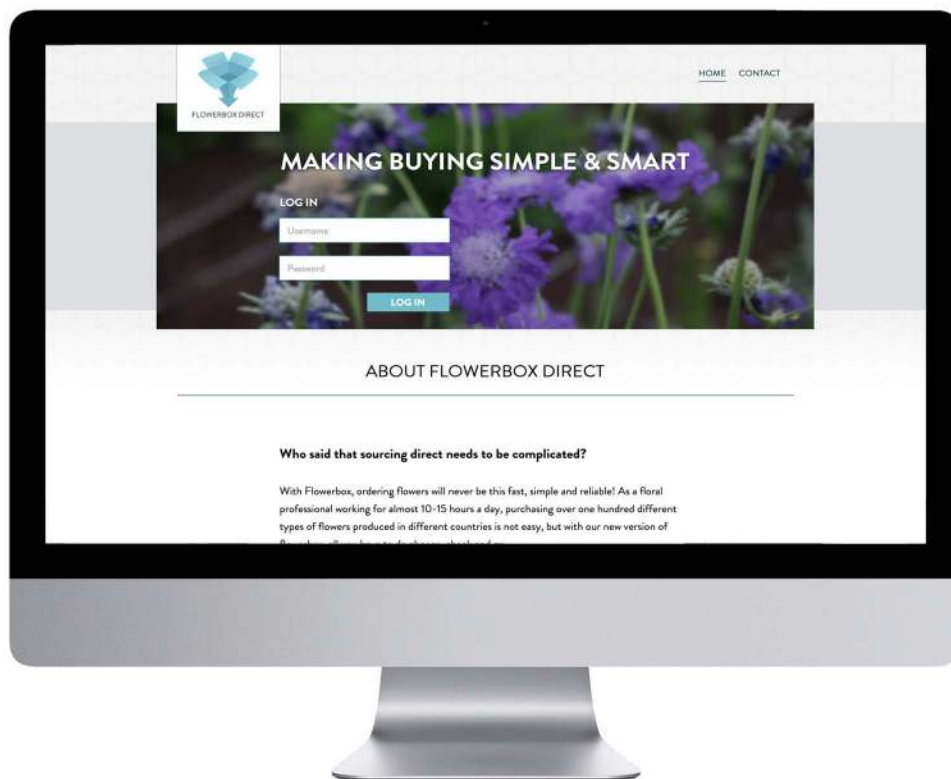
WWW.FLORIUSFLOWERS.COM



FLOWERBOX DIRECT

ORDERING ONLINE USING FLOWERBOX DIRECT

WWW.FLOWERBOXDIRECT.COM



EASY AND FAST. NO HASSLE.

Hello there!

In this document, you will find a step-by-step procedure on how you will place an order using our easy to use Flowerbox Direct.

If there are any questions or clarifications regarding the steps, please feel free to contact us anytime at sales@floriusflowers.com or call us at **+971 4 295 5610** or **+1 305 767 2065**.

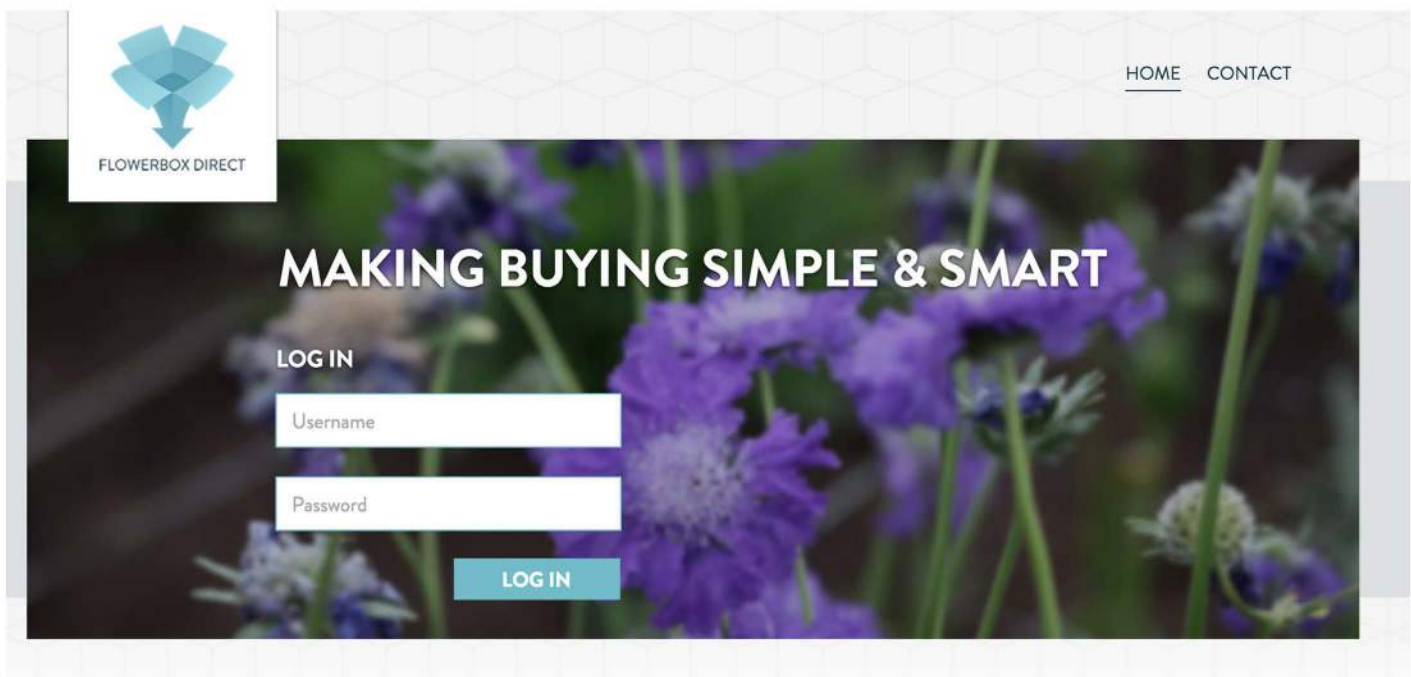
Thank you for choosing us and we wish you all the best in using our system. We're looking forward to send you our fresh and colorful Ethiopian flowers.

The Florius Flowers Team

Step I: Pull up a browser and go to our web shop

Go to your favorite browser, we recommend to always use the latest version of **Apple Safari**, **Mozilla Firefox** or **Google Chrome** for the best viewing experience.

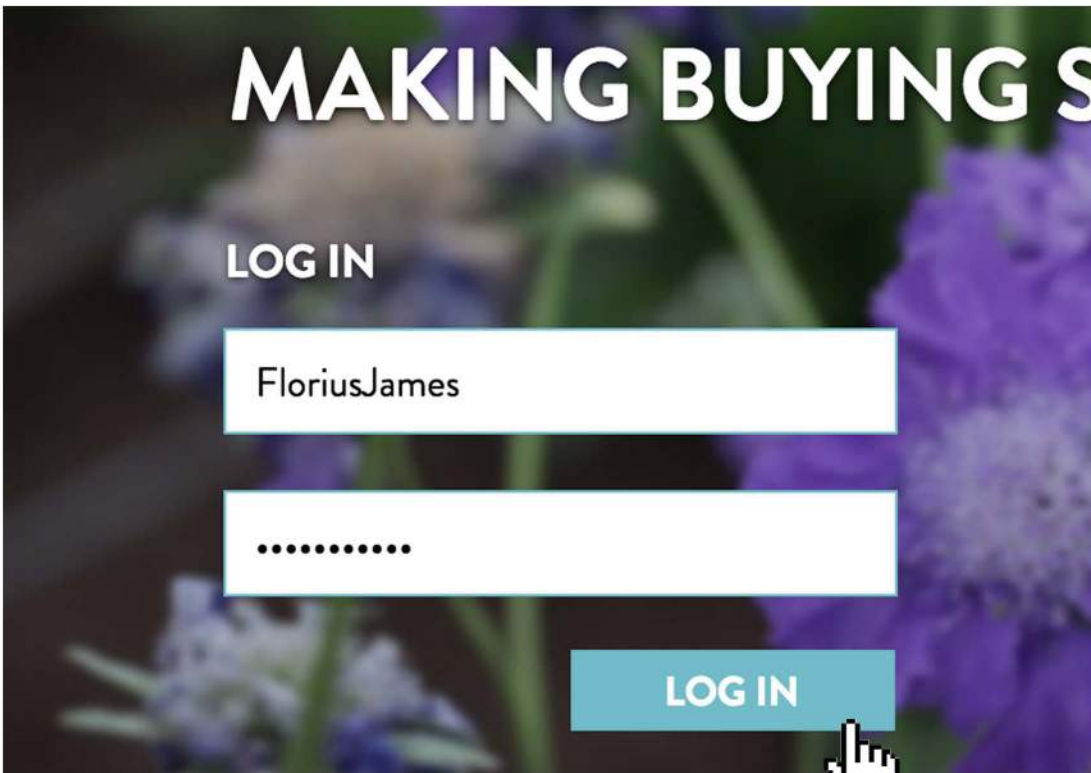
On our website, <http://www.flowerboxdirect.com>, you will find directly a field where you can enter your username and password.

A screenshot of the Flowerbox Direct website's login page. The page has a light gray background with a subtle hexagonal pattern. In the top left corner, there is a logo for Flowerbox Direct, which consists of a blue flower icon with a downward arrow and the text "FLOWERBOX DIRECT" below it. In the top right corner, there are two links: "HOME" and "CONTACT". The main content area features a large, dark image of purple flowers. Overlaid on this image is a white login form. The form includes the text "LOG IN" in bold, followed by two input fields labeled "Username" and "Password". Below these fields is a blue button with the text "LOG IN" in white.

Step 2: Log in using company's username and password

Your company's username and password can be found in an email we have sent you.

Fill in both the username and password and then click the “**Log In**” button.



The screenshot shows a login interface with a background of purple flowers. At the top, the text "MAKING BUYING S" is partially visible. Below it, the heading "LOG IN" is displayed. There are two input fields: the first contains the username "FloriusJames" and the second contains a masked password represented by ten dots. A teal "LOG IN" button is positioned at the bottom right, with a hand cursor icon pointing at it.

MAKING BUYING S

LOG IN

FloriusJames

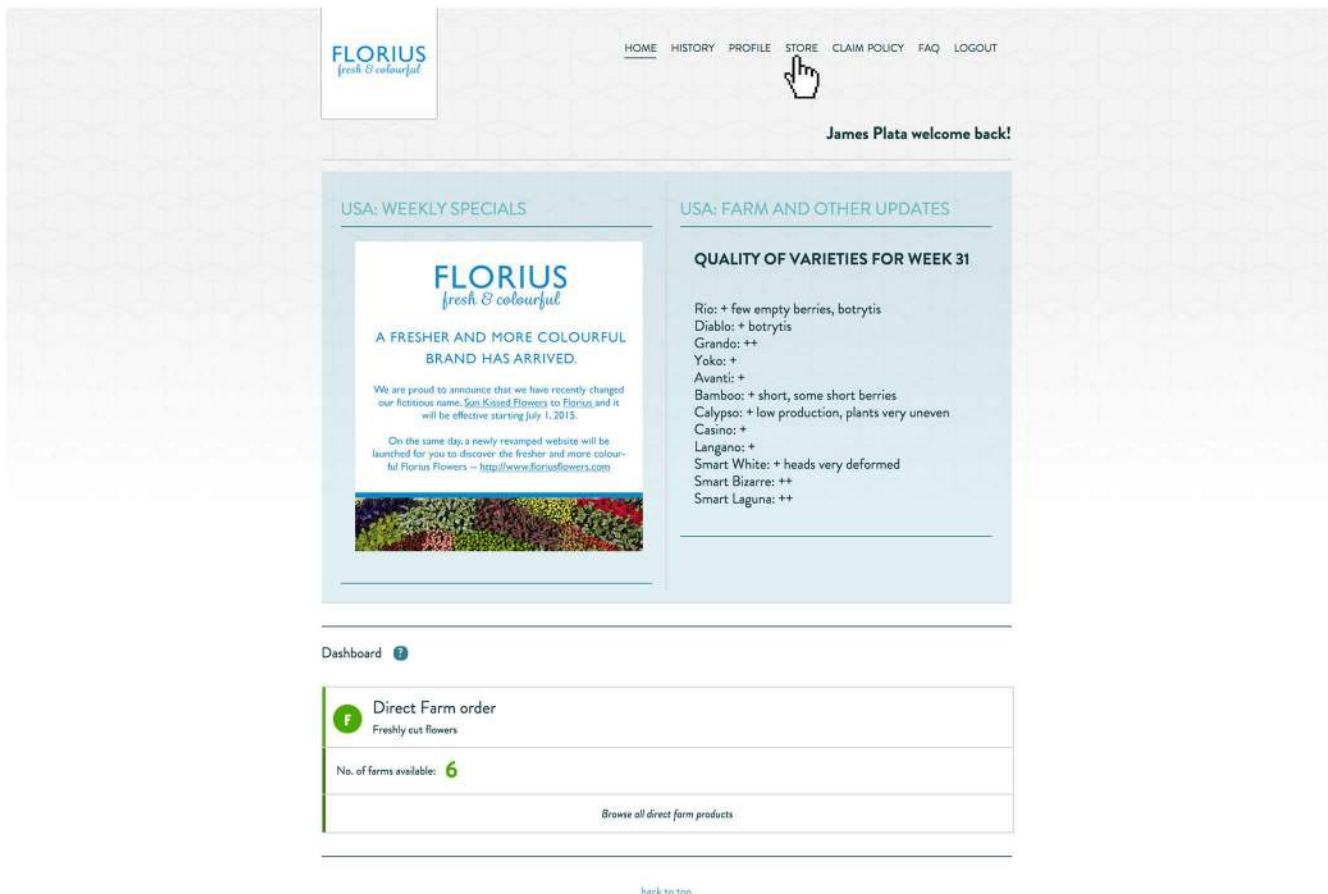
.....

LOG IN

Step 3: The Overview Home Screen

Once you have successfully logged-in, you will find the screen below. We will be posting our weekly specials, promotions or important news including the quality of our flowers for the week.


To access store, click **“Store”** on the upper right of the screen, next to **“Profile”**.



The screenshot shows the Florius user dashboard. At the top left is the Florius logo. The top navigation bar includes links for HOME, HISTORY, PROFILE, STORE, CLAIM POLICY, FAQ, and LOGOUT. A welcome message for 'James Plata' is displayed. The main content area is divided into two columns. The left column, titled 'USA: WEEKLY SPECIALS', features a large announcement about the 'FLORIUS fresh & colourful' brand, stating it is 'A FRESHER AND MORE COLOURFUL BRAND HAS ARRIVED.' and mentioning a name change from 'Sun Kissed Flowers' effective July 1, 2015. Below the text is a photo of various colorful flowers. The right column, titled 'USA: FARM AND OTHER UPDATES', contains a section 'QUALITY OF VARIETIES FOR WEEK 31' with a list of flower varieties and their quality status: Rio (+ few empty berries, botrytis), Diablo (+ botrytis), Grando (++) , Yoko (+), Avanti (+), Bamboo (+ short, some short berries), Calypso (+ low production, plants very uneven), Casino (+), Langano (+), Smart White (+ heads very deformed), Smart Bizarre (++) , and Smart Laguna (++) . At the bottom, there is a 'Dashboard' section with a 'Direct Farm order' card showing 'Freshly cut flowers' and 'No. of farms available: 6'. A link to 'Browse all direct farm products' is provided. A 'back to top' link is at the very bottom.

Step 4: Welcome to our Store

In this page, you will find all important information you need to know including the **order cut-off per variety**, the **logistics schedule**, the **flight day** and of course the **weekly availability of each product**.



[HOME](#)
[HISTORY](#)
[PROFILE](#)
[STORE](#)
[CLAIM POLICY](#)
[FAQ](#)
[LOGOUT](#)

James Plata welcome back!

1. [Select products](#)
2. [Shipment Overview](#)
3. [Payment & checkout](#)

Previous week

Previous flight day

Available products - Week 32

Flight Day: 04 August 2015


Next Week

Next flight day

Logistics

ET500 ADD IAD (PAX) Tue 04/08 18:15 ADDIS ABABA
FTL IAD MIA (ROAD) Thu 06/08 06:00 WASHINGTON DULLES
FLORIDA BEAUTY MIA TO OHIO - M,F Fri 07/08 13:00 MIAMI
Arrival Sat 08/08 22:00 at final destination


Download




Order Cutoff

Klaver Lily Ethiopia (KLA)	3 days
Derba Flowers PLC (DER)	5 days
Abyssinia Flowers PLC (ABY)	5 days
Freesia Farms PLC (FRE)	5 days
AQ Roses PLC (AQ)	3 days
Addis BQ Company (ADD)	3 days


ABY Hypericum Coco Grando 70cm



DER Hypericum Coco Diablo 50cm SPRAY



DER Hypericum Coco Diablo 60cm SPRAY





Step 5: Placing orders

The store has three steps that guide you through the process. The system knows your logistic route and which flight/s will be available to reach you in the most efficient way.

The cut-off per variety will depend on which country you are located, but don't worry, the system knows where you are and what would be your cut-off.

You can navigate through the flights by clicking the “**Next Flight Day**”.

If you wish to order advance, you can click “**Next Week**”.

We place availability in our webshop 2 weeks in advance.

Previous week

Previous flight day

Available products - Week 32

Flight Day: 04 August 2015

Next Week

Next flight day

Logistics

ET500 ADD IAD (PAX) Tue 04/08 18:15 ADDIS ABABA
FTL IAD MIA (ROAD) Thu 06/08 06:00 WASHINGTON DULLES
FLORIDA BEAUTY MIA TO OHIO - M,F Fri 07/08 13:00 MIAMI
Arrival Sat 08/08 22:00 at final destination

Download

Order Cutoff




Klaver Lily Ethiopia (KLA)	3 days
Derba Flowers PLC (DER)	5 days
Abyssinia Flowers PLC (ABY)	5 days
Freesia Farms PLC (FRE)	5 days
AQ Roses PLC (AQ)	3 days
Addis BQ Company (ADD)	3 days

Step 6: Select your boxes

The system will show you in the same screen which products we have available for you. You will find the available number of boxes per variety in the **round shape**.

You can put your desired number of boxes on the **white box** within the shipment date you are into.

The different colours indicate which products are selling fast, and which ones are plenty available.

ABY Hypericum Coco Grando 70cm	DER Hypericum Coco Diablo 50cm SPRAY	DER Hypericum Coco Diablo 60cm SPRAY	
			
Price per stem: Price per box: Stems per bunch: 10 Stems per box: 120 (QB)	Price per stem: Price per box: Stems per bunch: 10 Stems per box: 220 (QB)	Price per stem: Price per box: Stems per bunch: 10 Stems per box: 130 (QB)	
Amount in boxes: 10 16 <input type="text"/>	Amount in boxes: 2 3 <input type="text"/>	Amount in boxes: 1 3 <input type="text"/>	<div> <div></div> PLENTY <div></div> FEW <div></div> LITTLE </div>

Once you are done selecting, click "Proceed to Shipping" button which you can find at the bottom right part of the screen.

Stems per bunch: 10 Stems per box: 120 (QB)	Stems per bunch: 10 Stems per box: 220 (QB)	Stems per bunch: 10 Stems per box: 130 (QB)
--	--	--

Proceed to shipping





Step 7: The Shipment Overview

Once you have placed the number of boxes, you will find an overview of all your orders. This way, you will check if this is exactly what you would like to order.

In case you would like to change or add, feel free to click **"Select Products"** or **"Back to Products"** to adjust your orders.

If you have a PO number, you can add by typing on the field provided below. This number will be shown on your invoice.

If everything looks perfect, click **"Proceed to Checkout"** button.

1. Select products
2. Shipment Overview
3. Payment & checkout

Flight 04 August 2015	Amount of Boxes	Amount of Bunches	Amount of Stems	Sub total
Hypericum Coco Grando 70cm	10	120	1200	USD
Hypericum Coco Diablo 60cm SPRAY	1	13	130	USD
Hypericum Coco Diablo 50cm SPRAY	2	44	440	USD
TOTAL	13	177	1770	USD

PO Number

Order total	Amount of Boxes:	Amount of Bunches:	Amount of Stems:	Total:
	13	177	1770	USD

[Back to products](#)
[Proceed to checkout](#)

Step 8: Checkout

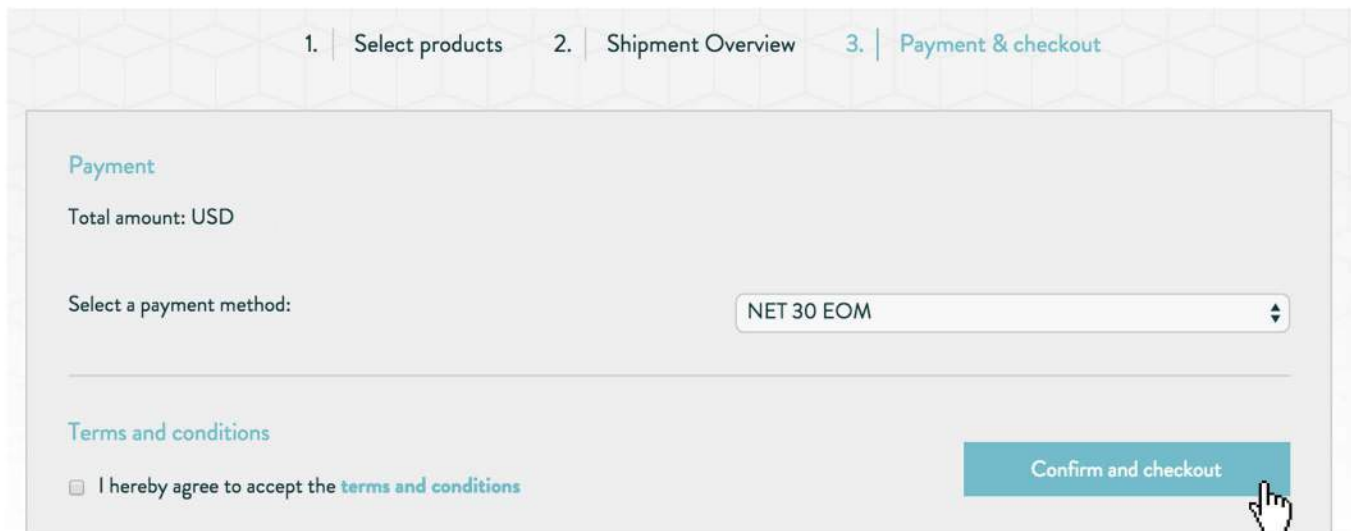
The last step in the ordering process is the checkout.

- A. Please select your NET payment terms.
- B. Check to agree with our General Terms and Conditions.

Then click, "Confirm and Checkout".

You will now see a screen that confirms your order and you will receive within 5 minutes an automated order confirmation.

On the day that the flowers will be delivered, our system will send you automatically an Invoice from us.



The screenshot shows the checkout interface with a progress bar at the top indicating three steps: 1. Select products, 2. Shipment Overview, and 3. Payment & checkout (the current step). The main content area is titled "Payment" and shows "Total amount: USD". Below this is a section for "Select a payment method:" with a dropdown menu currently displaying "NET 30 EOM". Further down, under the heading "Terms and conditions", there is a checkbox labeled "I hereby agree to accept the terms and conditions". A blue button labeled "Confirm and checkout" is positioned at the bottom right, with a hand cursor icon pointing at it.

Congratulations!

Thank you very much for placing an order with us! We are very delighted and excited to deliver you our fresh and colourful flowers straight from Ethiopia.

Should you have any questions, please don't hesitate to send us an email or call us. We would be very happy to assist you.

Please find below and follow us in our social media accounts.



www.facebook.com/Florius.Flowers



[@floriusflowers](https://twitter.com/floriusflowers)



www.pinterest.com/floriusf/

Have a fresh and colourful day, ahead.